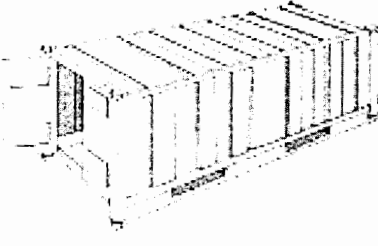
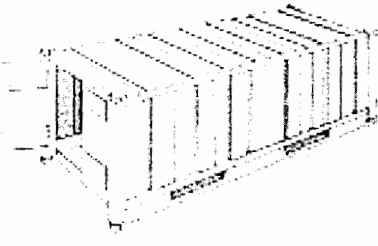
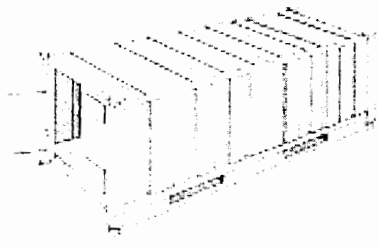


Container 20' Standard		Millimeter/mm	Foot/ft	
	Internal	Length	5895	19' 4 1/8"
		Width	2350	7' 8 1/2"
		Height	2392	7' 10 1/8"
	Door Opening	Width	2340	7' 8 1/8"
		Height	2292	7' 6 1/4"
			Kilogramm/kg	Lbs/Pound
	Weight	Max. Gross	30480	67200
		Tare	2250	4960
		Max. Payload	28230	62240
			Cubic meter m³	Cubic foot cu.ft
Capacity		33,2	1172	

Container 40' Standard		Millimeter/mm	Foot/ft	
	Internal	Length	12029	39' 5 1/2"
		Width	2350	7' 8 1/2"
		Height	2392	7' 10 1/8"
	Door Opening	Width	2340	7' 8 1/8"
		Height	2292	7' 6 1/4"
			Kilogramm/kg	Lbs/Pound
	Weight	Max. Gross	30480	67200
		Tare	3780	8330
		Max. Payload	26700	58870
			Cubic meter m³	Cubic foot cu.ft
Capacity		67,7	2390	

Container 40' Standard High Cube		Millimeter/mm	Foot/ft	
	Internal	Length	12024	39' 5 3/8"
		Width	2350	7' 8 1/2"
		Height	2697	8' 10 1/8"
	Door Opening	Width	2338	7' 8"
		Height	2585	8' 5 3/4"
			Kilogramm/kg	Lbs/Pound
	Weight	Max. Gross	30480	67200
		Tare	4020	8860
		Max. Payload	26460	58340
			Cubic meter m³	Cubic foot cu.ft
Capacity		76,3	2694	